





May to July Environment Scrutiny Corporate Healthcheck 2013/14

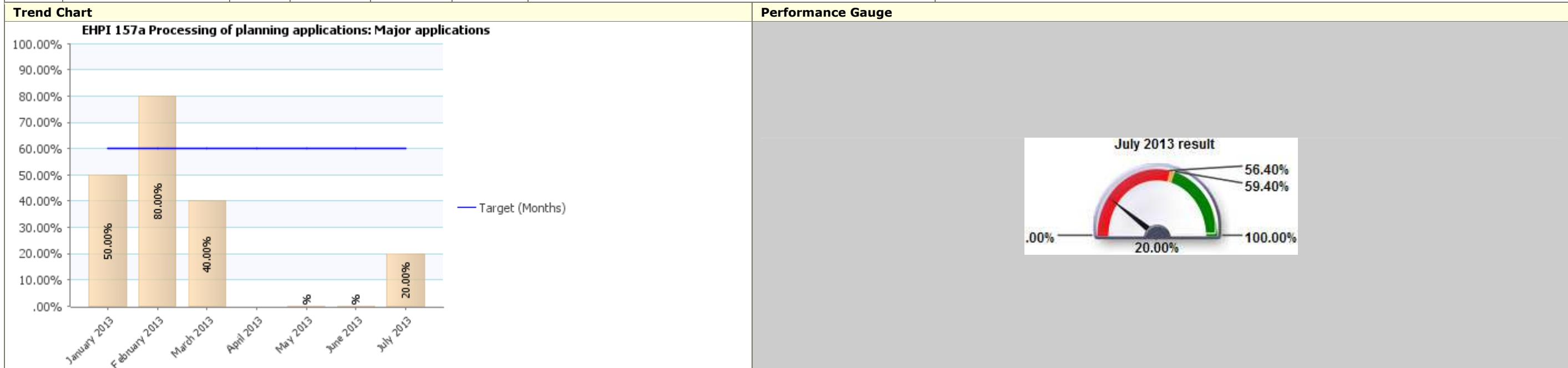
Traffic Light Red
Description Place

Environment Services

PI code	Short Name	Status	Current Value	Current target	Short term trend	Notes	Recommendations made during last Scrutiny meeting on 11 June 2013.
EHPI 218b	Abandoned Vehicles - % removed within 24 hours of required time		.00%	96.00%		Two vehicles collected on behalf of Riversmead outside of the timescale as a result of access issues.	None.

Trend Chart	Performance Gauge																																		
<p>EHPI 218b Abandoned Vehicles - % removed within 24 hours of required time</p> <table border="1" style="display: none;"> <caption>EHPI 218b Performance Data</caption> <thead> <tr> <th>Month</th> <th>Value (%)</th> <th>Target (%)</th> </tr> </thead> <tbody> <tr><td>January 2013</td><td>100.00%</td><td>96.00%</td></tr> <tr><td>February 2013</td><td>100.00%</td><td>96.00%</td></tr> <tr><td>March 2013</td><td>100.00%</td><td>96.00%</td></tr> <tr><td>April 2013</td><td>100.00%</td><td>96.00%</td></tr> <tr><td>May 2013</td><td>100.00%</td><td>96.00%</td></tr> <tr><td>June 2013</td><td>100.00%</td><td>96.00%</td></tr> <tr><td>July 2013</td><td>.00%</td><td>96.00%</td></tr> </tbody> </table>	Month	Value (%)	Target (%)	January 2013	100.00%	96.00%	February 2013	100.00%	96.00%	March 2013	100.00%	96.00%	April 2013	100.00%	96.00%	May 2013	100.00%	96.00%	June 2013	100.00%	96.00%	July 2013	.00%	96.00%	<p>July 2013 result</p> <table border="1" style="display: none;"> <caption>Performance Gauge Scale</caption> <thead> <tr> <th>Percentage</th> <th>Color</th> </tr> </thead> <tbody> <tr><td>0.00%</td><td>Red</td></tr> <tr><td>90.24%</td><td>Yellow</td></tr> <tr><td>95.04%</td><td>Green</td></tr> <tr><td>100.00%</td><td>Blue</td></tr> </tbody> </table>	Percentage	Color	0.00%	Red	90.24%	Yellow	95.04%	Green	100.00%	Blue
Month	Value (%)	Target (%)																																	
January 2013	100.00%	96.00%																																	
February 2013	100.00%	96.00%																																	
March 2013	100.00%	96.00%																																	
April 2013	100.00%	96.00%																																	
May 2013	100.00%	96.00%																																	
June 2013	100.00%	96.00%																																	
July 2013	.00%	96.00%																																	
Percentage	Color																																		
0.00%	Red																																		
90.24%	Yellow																																		
95.04%	Green																																		
100.00%	Blue																																		

Planning and Building Control							
PI code	Short Name	Status	Current Value	Current target	Short term trend	Notes	Recommendations made during last Scrutiny meeting on 11 June 2013.
EHPI 157a	Processing of planning applications: Major applications		20.00%	60.00%		Target not achieved - 1 out of 5 decisions made within target timescale. The remaining four were delayed either by applicants or as a result of the requirement for additional input from third party organisations.	Members queried the relevance of this as an indicator (and the "red" face shown), given that Planning Officers were trying to resolve legal agreement issues. A performance indicator review for Environment Scrutiny is currently being undertaken to determine the relevance and effectiveness in the current suite of indicators. The findings of this review will be presented to members of this committee in the November meeting.

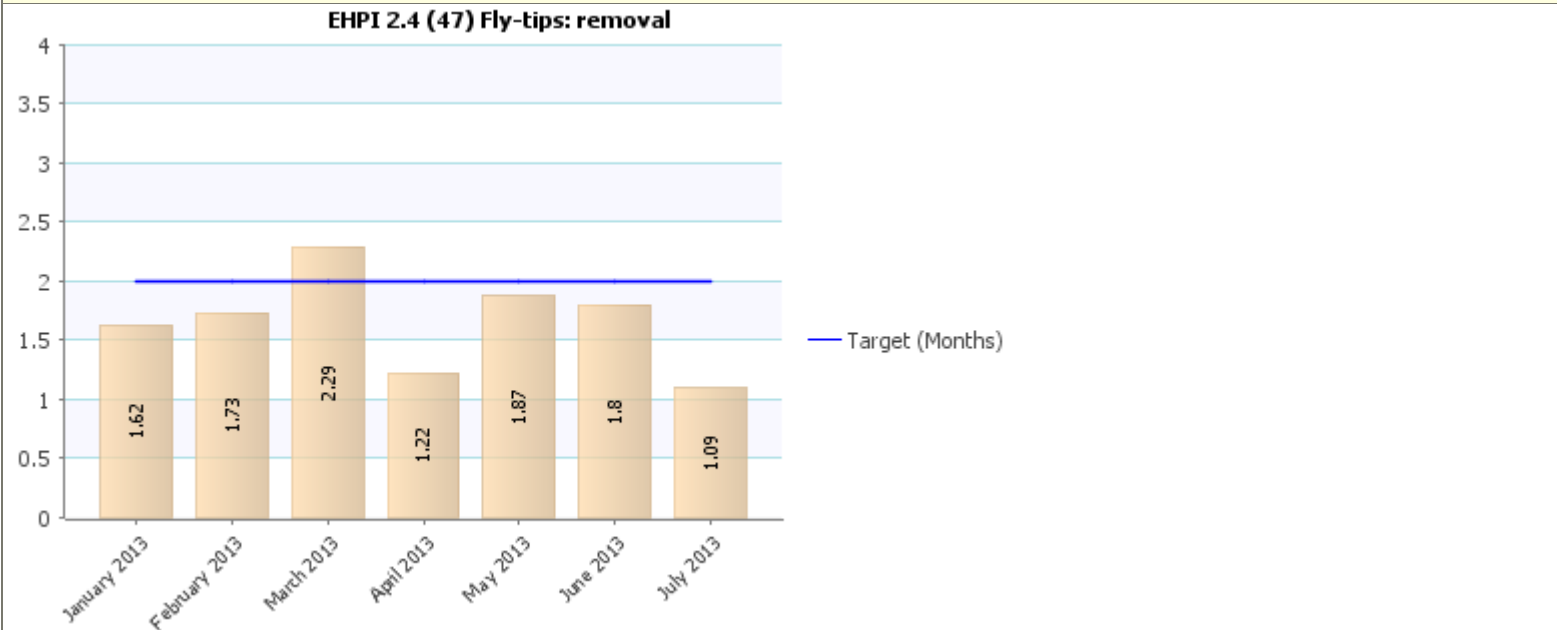


Traffic Light Green
Description Place

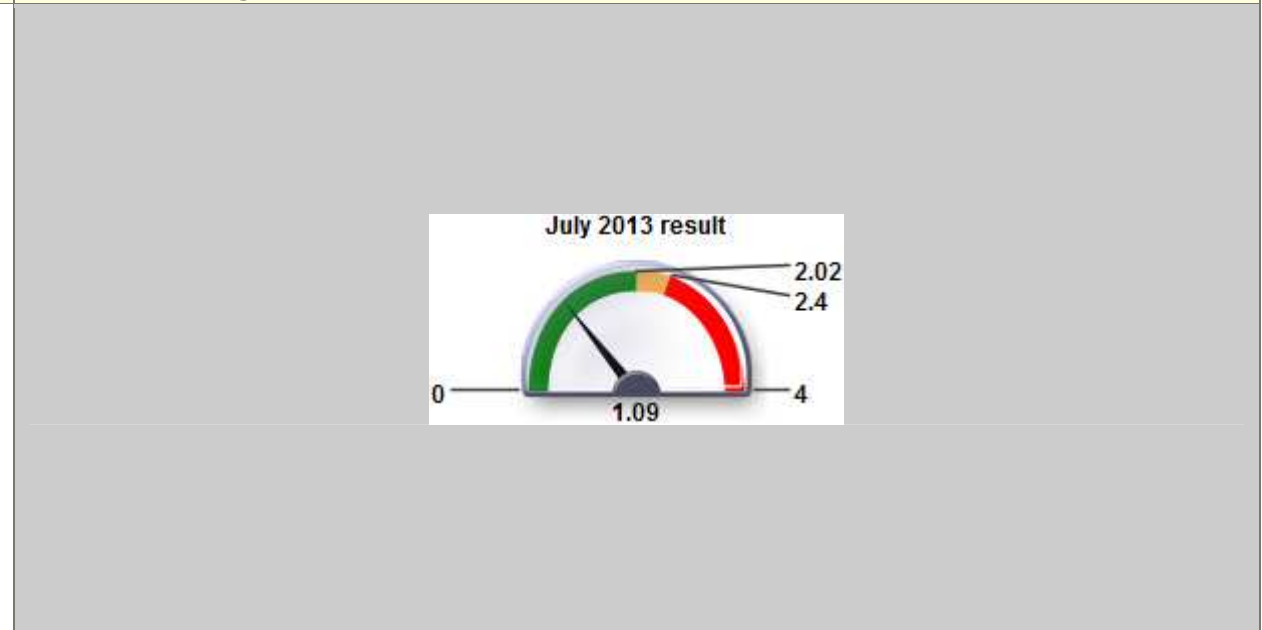
Environmental Services

PI code	Short Name	Status	Current Value	Current target	Short term trend	Notes	Recommendations made during last Scrutiny meeting on 11 June 2013.
EHPI 2.4 (47)	Fly-tips: removal		1.09	2		Overall the number of fly-tips for the month was higher, however removal time is at its lowest since March 2012.	None.

Trend Chart

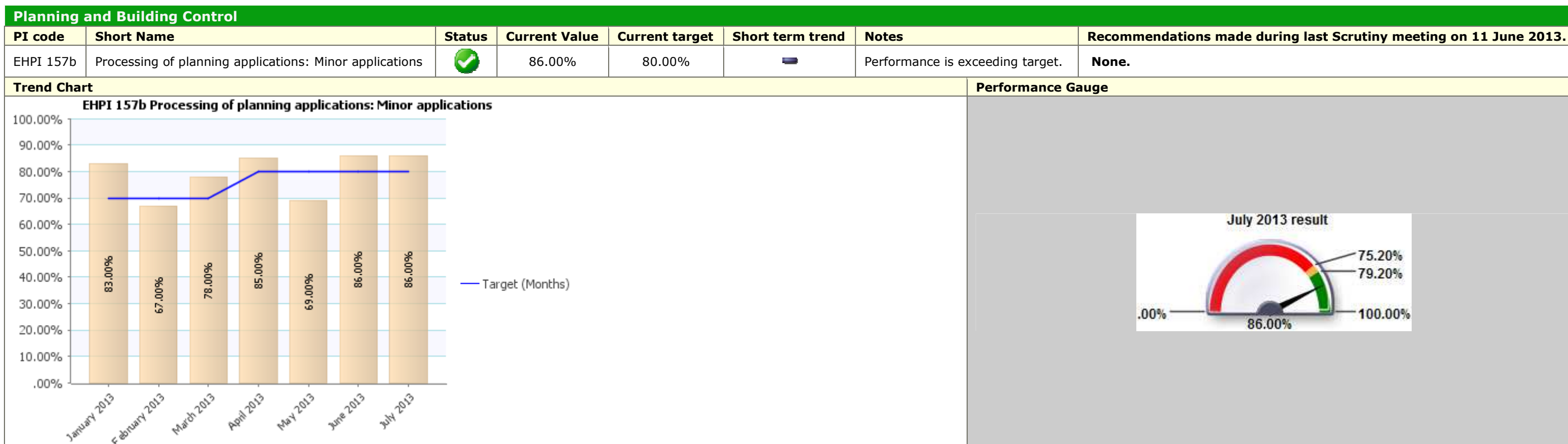


Performance Gauge



Environment Services																													
PI code	Short Name	Status	Current Value	Current target	Short term trend	Notes	Recommendations made during last Scrutiny meeting on 11 June 2013.																						
EHPI 2.2 (45)	Waste: missed collections per 100,000 collections of household waste	✔	29.57	47	↓	missed collections are slightly higher than the previous month but remain under 30, significantly below the target of 47.	None.																						
Trend Chart						Performance Gauge																							
<p>EHPI 2.2 (45) Waste: missed collections per 100,000 collections of household waste</p> <table border="1"> <caption>EHPI 2.2 (45) Waste: missed collections per 100,000 collections of household waste</caption> <thead> <tr> <th>Month</th> <th>Value</th> </tr> </thead> <tbody> <tr><td>January 2013</td><td>32.52</td></tr> <tr><td>February 2013</td><td>24.88</td></tr> <tr><td>March 2013</td><td>25.02</td></tr> <tr><td>April 2013</td><td>25.64</td></tr> <tr><td>May 2013</td><td>31.68</td></tr> <tr><td>June 2013</td><td>26.96</td></tr> <tr><td>July 2013</td><td>29.57</td></tr> </tbody> </table>						Month	Value	January 2013	32.52	February 2013	24.88	March 2013	25.02	April 2013	25.64	May 2013	31.68	June 2013	26.96	July 2013	29.57	<p>July 2013 result</p> <table border="1"> <thead> <tr> <th>Value</th> </tr> </thead> <tbody> <tr><td>0</td></tr> <tr><td>29.57</td></tr> <tr><td>47.47</td></tr> <tr><td>49.82</td></tr> <tr><td>60</td></tr> </tbody> </table>		Value	0	29.57	47.47	49.82	60
Month	Value																												
January 2013	32.52																												
February 2013	24.88																												
March 2013	25.02																												
April 2013	25.64																												
May 2013	31.68																												
June 2013	26.96																												
July 2013	29.57																												
Value																													
0																													
29.57																													
47.47																													
49.82																													
60																													

Environment Services																													
PI code	Short Name	Status	Current Value	Current target	Short term trend	Notes	Recommendations made during last Scrutiny meeting on 11 June 2013.																						
EHPI 218a	Abandoned vehicles - % investigated within 24 hrs	✔	94.44%	95.00%	↓	one vehicle was inspected outside of the 1 day time frame. A further 17 were all inspected within 1 day.	None.																						
Trend Chart						Performance Gauge																							
<p>EHPI 218a Abandoned vehicles - % investigated within 24 hrs</p> <table border="1"> <caption>EHPI 218a Abandoned vehicles - % investigated within 24 hrs</caption> <thead> <tr> <th>Month</th> <th>Value</th> </tr> </thead> <tbody> <tr><td>January 2013</td><td>100.00%</td></tr> <tr><td>February 2013</td><td>100.00%</td></tr> <tr><td>March 2013</td><td>93.75%</td></tr> <tr><td>April 2013</td><td>100.00%</td></tr> <tr><td>May 2013</td><td>100.00%</td></tr> <tr><td>June 2013</td><td>100.00%</td></tr> <tr><td>July 2013</td><td>94.44%</td></tr> </tbody> </table>						Month	Value	January 2013	100.00%	February 2013	100.00%	March 2013	93.75%	April 2013	100.00%	May 2013	100.00%	June 2013	100.00%	July 2013	94.44%	<p>July 2013 result</p> <table border="1"> <thead> <tr> <th>Value</th> </tr> </thead> <tbody> <tr><td>0.00%</td></tr> <tr><td>94.44%</td></tr> <tr><td>89.30%</td></tr> <tr><td>94.05%</td></tr> <tr><td>100.00%</td></tr> </tbody> </table>		Value	0.00%	94.44%	89.30%	94.05%	100.00%
Month	Value																												
January 2013	100.00%																												
February 2013	100.00%																												
March 2013	93.75%																												
April 2013	100.00%																												
May 2013	100.00%																												
June 2013	100.00%																												
July 2013	94.44%																												
Value																													
0.00%																													
94.44%																													
89.30%																													
94.05%																													
100.00%																													



Planning and Building Control																							
PI code	Short Name	Status	Current Value	Current target	Short term trend	Notes	Recommendations made during last Scrutiny meeting on 11 June 2013.																
EHPI 2.23 (188)	Planning decisions delegated to officers		95%	90%		9 out of 184 applications decided by committee.	None.																
Trend Chart						Performance Gauge																	
<p>EHPI 2.23 (188) Planning decisions delegated to officers</p> <table border="1"> <caption>EHPI 2.23 (188) Monthly Performance</caption> <thead> <tr> <th>Month</th> <th>Value (%)</th> </tr> </thead> <tbody> <tr><td>January 2013</td><td>94%</td></tr> <tr><td>February 2013</td><td>91%</td></tr> <tr><td>March 2013</td><td>93%</td></tr> <tr><td>April 2013</td><td>99%</td></tr> <tr><td>May 2013</td><td>95%</td></tr> <tr><td>June 2013</td><td>97%</td></tr> <tr><td>July 2013</td><td>95%</td></tr> </tbody> </table>						Month	Value (%)	January 2013	94%	February 2013	91%	March 2013	93%	April 2013	99%	May 2013	95%	June 2013	97%	July 2013	95%	<p>July 2013 result</p>	
Month	Value (%)																						
January 2013	94%																						
February 2013	91%																						
March 2013	93%																						
April 2013	99%																						
May 2013	95%																						
June 2013	97%																						
July 2013	95%																						

Planning and Building Control																							
PI code	Short Name	Status	Current Value	Current target	Short term trend	Notes	Recommendations made during last Scrutiny meeting on 11 June 2013.																
EHPI 2.1d	Planning Enforcement: Initial Site Inspections		82.00%	75.00%		Performance is exceeding target.	None.																
Trend Chart						Performance Gauge																	
<p>EHPI 2.1d Planning Enforcement: Initial Site Inspections</p> <table border="1"> <caption>EHPI 2.1d Monthly Performance</caption> <thead> <tr> <th>Month</th> <th>Value (%)</th> </tr> </thead> <tbody> <tr><td>January 2013</td><td>94.00%</td></tr> <tr><td>February 2013</td><td>82.00%</td></tr> <tr><td>March 2013</td><td>96.00%</td></tr> <tr><td>April 2013</td><td>100.00%</td></tr> <tr><td>May 2013</td><td>88.00%</td></tr> <tr><td>June 2013</td><td>76.00%</td></tr> <tr><td>July 2013</td><td>82.00%</td></tr> </tbody> </table>						Month	Value (%)	January 2013	94.00%	February 2013	82.00%	March 2013	96.00%	April 2013	100.00%	May 2013	88.00%	June 2013	76.00%	July 2013	82.00%	<p>July 2013 result</p>	
Month	Value (%)																						
January 2013	94.00%																						
February 2013	82.00%																						
March 2013	96.00%																						
April 2013	100.00%																						
May 2013	88.00%																						
June 2013	76.00%																						
July 2013	82.00%																						

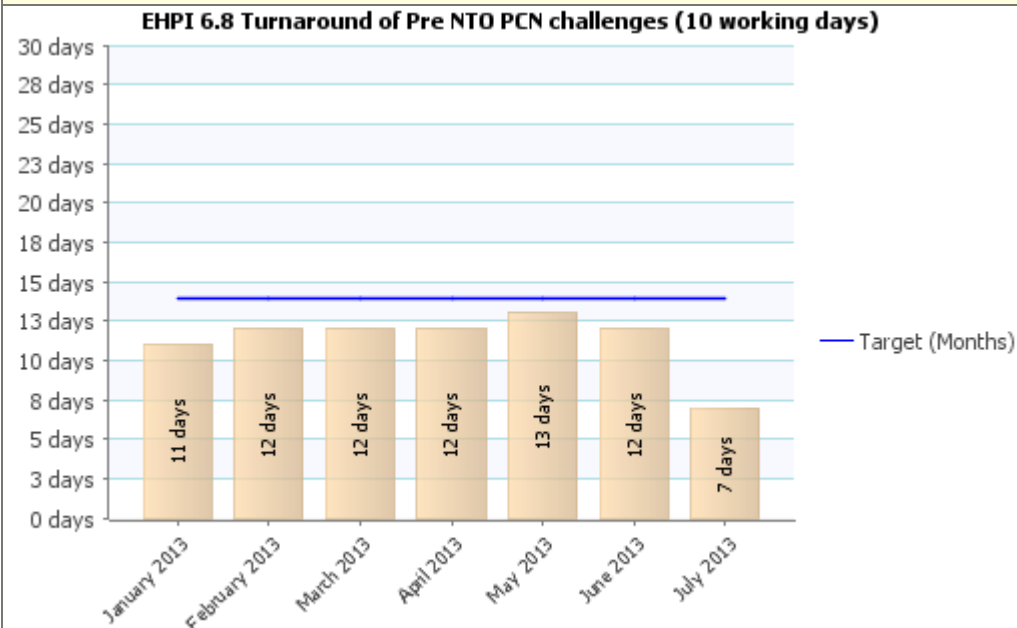
PI code	Short Name	Status	Current Value	Current target	Short term trend	Notes	Recommendations made during last Scrutiny meeting on 11 June 2013.																					
EHPI 2.1e	Planning Enforcement: Service of formal Notices		100.00%	50.00%		Performance is exceeding target.	None.																					
Trend Chart						Performance Gauge																						
<p>EHPI 2.1e Planning Enforcement: Service of formal Notices</p> <table border="1"> <caption>EHPI 2.1e Planning Enforcement: Service of formal Notices - Trend Chart Data</caption> <thead> <tr> <th>Month</th> <th>Value (%)</th> </tr> </thead> <tbody> <tr><td>January 2013</td><td>0.00%</td></tr> <tr><td>February 2013</td><td>0.00%</td></tr> <tr><td>March 2013</td><td>0.00%</td></tr> <tr><td>April 2013</td><td>0.00%</td></tr> <tr><td>May 2013</td><td>0.00%</td></tr> <tr><td>June 2013</td><td>100.00%</td></tr> <tr><td>July 2013</td><td>100.00%</td></tr> </tbody> </table>						Month	Value (%)	January 2013	0.00%	February 2013	0.00%	March 2013	0.00%	April 2013	0.00%	May 2013	0.00%	June 2013	100.00%	July 2013	100.00%	<p>July 2013 result</p> <table border="1"> <caption>Performance Gauge Data</caption> <thead> <tr> <th>Value (%)</th> </tr> </thead> <tbody> <tr><td>0.00%</td></tr> <tr><td>47.00%</td></tr> <tr><td>49.50%</td></tr> <tr><td>100.00%</td></tr> </tbody> </table>		Value (%)	0.00%	47.00%	49.50%	100.00%
Month	Value (%)																											
January 2013	0.00%																											
February 2013	0.00%																											
March 2013	0.00%																											
April 2013	0.00%																											
May 2013	0.00%																											
June 2013	100.00%																											
July 2013	100.00%																											
Value (%)																												
0.00%																												
47.00%																												
49.50%																												
100.00%																												

Traffic Light Green
Description Prosperity

Parking Services

PI code	Short Name	Status	Current Value	Current target	Short term trend	Notes	Recommendations made during last Scrutiny meeting on 11 June 2013.
EHPI 6.8	Turnaround of Pre NTO PCN challenges (10 working days)		7 days	14 days		This PI remains within target	None.

Trend Chart



Performance Gauge



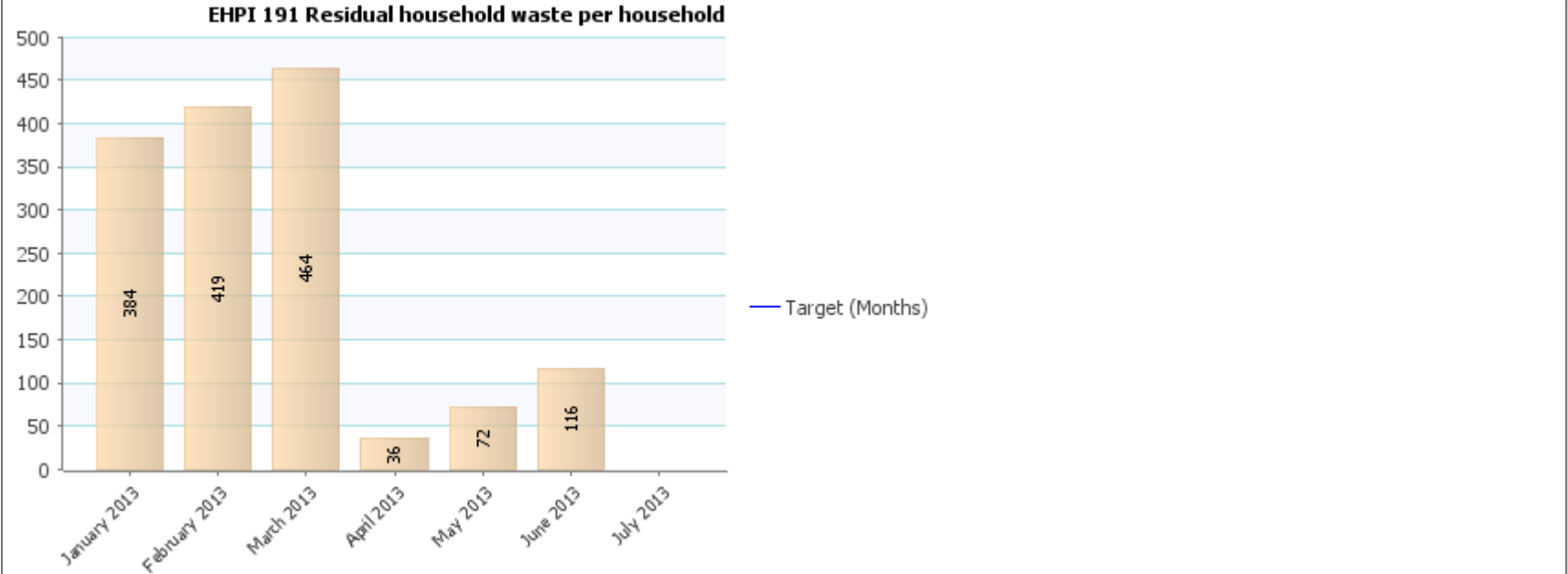
Parking Services																															
PI code	Short Name	Status	Current Value	Current target	Short term trend	Notes	Recommendations made during last Scrutiny meeting on 11 June 2013.																								
EHPI 6.9	Turnaround of NTO Representations		7 days	21 days		This PI remains within target	None.																								
Trend Chart						Performance Gauge																									
<p>EHPI 6.9 Turnaround of NTO Representations</p> <table border="1"> <caption>EHPI 6.9 Turnaround of NTO Representations - Monthly Data</caption> <thead> <tr> <th>Month</th> <th>Turnaround (Days)</th> </tr> </thead> <tbody> <tr><td>January 2013</td><td>11</td></tr> <tr><td>February 2013</td><td>12</td></tr> <tr><td>March 2013</td><td>12</td></tr> <tr><td>April 2013</td><td>12</td></tr> <tr><td>May 2013</td><td>13</td></tr> <tr><td>June 2013</td><td>12</td></tr> <tr><td>July 2013</td><td>7</td></tr> </tbody> </table>						Month	Turnaround (Days)	January 2013	11	February 2013	12	March 2013	12	April 2013	12	May 2013	13	June 2013	12	July 2013	7	<p>July 2013 result</p> <table border="1"> <caption>Performance Gauge - July 2013 result</caption> <thead> <tr> <th>Color</th> <th>Range (Days)</th> </tr> </thead> <tbody> <tr><td>Green</td><td>0 - 21</td></tr> <tr><td>Yellow</td><td>21 - 22</td></tr> <tr><td>Red</td><td>22 - 35</td></tr> </tbody> </table>		Color	Range (Days)	Green	0 - 21	Yellow	21 - 22	Red	22 - 35
Month	Turnaround (Days)																														
January 2013	11																														
February 2013	12																														
March 2013	12																														
April 2013	12																														
May 2013	13																														
June 2013	12																														
July 2013	7																														
Color	Range (Days)																														
Green	0 - 21																														
Yellow	21 - 22																														
Red	22 - 35																														

Traffic Light Unknown
Description Place

Environment Services

PI code	Short Name	Status	Current Value	Current target	Short term trend	Notes	Recommendations made during last Scrutiny meeting on 11 June 2013.
EHPI 191	Residual household waste per household		116			July performance data for this indicator is not available for inclusion in this report, however the data for this period will be verbally reported by the Chief Executive and Director of Customer and Community Services at the Executive meeting on 3 September 2013.	None.


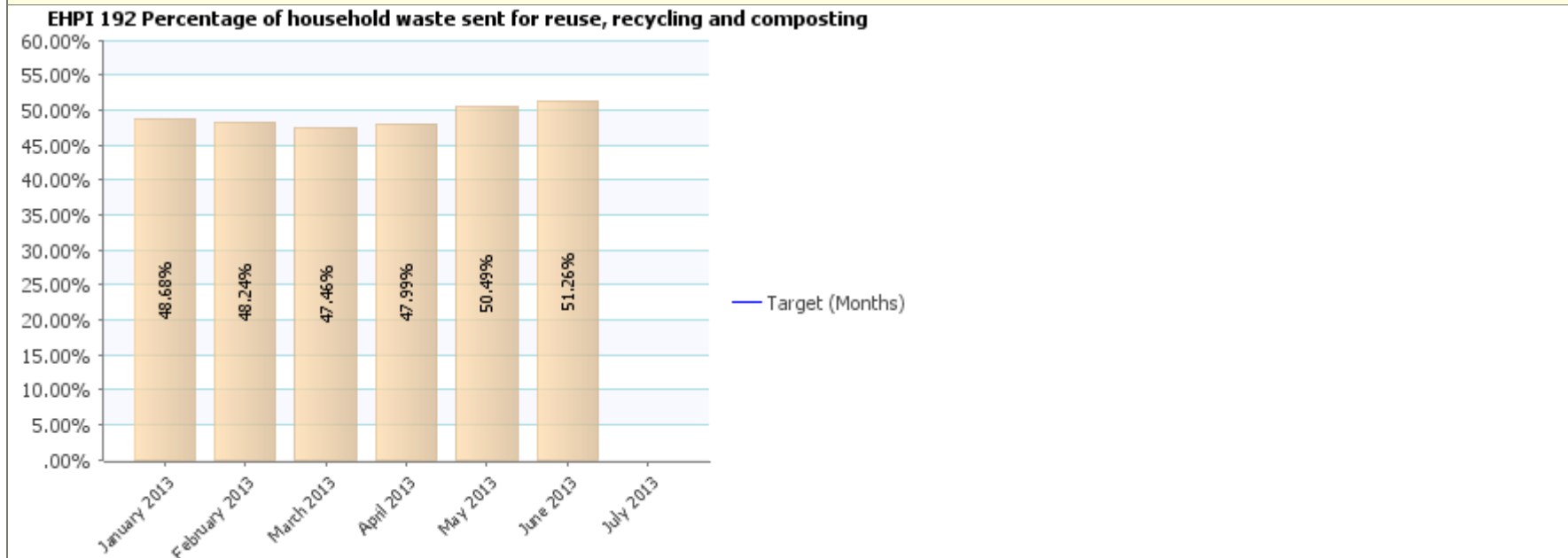
Trend Chart **Performance Gauge**



Environment Services

PI code	Short Name	Status	Current Value	Current target	Short term trend	Notes	Recommendations made during last Scrutiny meeting on 11 June 2013.
EHPI 192	Percentage of household waste sent for reuse, recycling and composting		51.26%			July performance data for this indicator is not available for inclusion in this report, however the data for this period will be verbally reported by the Chief Executive and Director of Customer and Community Services at the Executive meeting on 3 September 2013.	None.

Trend Chart **Performance Gauge**



PI Status	
	Alert
	Warning
	OK
	Unknown
	Data Only

Long Term Trends	
	Improving
	No Change
	Getting Worse

Short Term Trends	
	Improving
	No Change
	Getting Worse